

Somerville School, Vasundhara Enclave

Holiday Homework

Class VI (Session 2025-26)

<u>S.NO.</u>	<u>SUBJECT</u>	<u>DETAIL</u>
1	ENGLISH	Art Integration & Worksheet
2	HINDI	Art Integration & Worksheet
3	SANSKRIT	Worksheet
	FRENCH	Worksheet
	GERMAN	Worksheet
4	SOCIAL SCIENCE	Art Integration & Worksheet
5	SCIENCE	Art Integration & Worksheet
6	MATHEMATICS	Art Integration & Worksheet
7	AI	Art Integration
8	ART EDUCATION	Art Integration

Instructions:

- Attempt the holiday homework on A4 sized sheets.
- Compile the homework of all the subjects in one file.
- Write the name of the subjects and question numbers carefully.
- Include a cover page.

Long ago, the land we now call Sikkim was filled with wild forests, mysterious spirits, and hidden valleys. According to ancient legends, it was Guru Rinpoche, a wise and powerful spiritual master, who came to this land and blessed it, and people started calling it Demazong, the *Valley of Rice*. Read the story given below to know more about the legend of the Valley of Rice.

Sikkim Folktale: The Legend of the Demazong (Valley of Rice)

Guru Rinpoche is also known as Padmasambhava. He is revered in Sikkim as the one who introduced Buddhism to the region. According to folklore, he blessed the land of Sikkim and subdued the spirits and deities that were causing harm. It is believed that Guru Rinpoche foretold that Buddhism would flourish in Sikkim, which led to its establishment as a sacred and spiritual place.

Sikkim is often referred to as Demazong, which means the Valley of Rice. The legend of Demazong forms an integral part of Sikkim's folklore and spirituality. According to the legend, the valley was once cursed by an evil spirit. However, Guru Rinpoche and his followers subdued the demon and blessed the valley with prosperity. Ever since, Sikkim has been known as a fertile and peaceful place, symbolizing abundance and tranquillity.

It is believed that Guru Rinpoche himself prophesied that it would be known for its natural abundance, especially in terms of agriculture. The fertile land became a source of life and sustenance for its people, hence the name Demazong.

Sikkim valley, rich in rice and resources, is a symbol of not just physical nourishment but also spiritual wealth. This myth also carries a deeper significance as Sikkim is viewed as a hidden land, protected and blessed by divine forces. This sense of abundance, protection, and fertility is reflected in the reverence people have for the region's natural beauty and agricultural heritage.

The Valley of Rice represents the harmony between humans and nature, and the legend continues to inspire the locals to preserve their environment and cultural identity. Today, the lush greenery, paddy fields and scenic beauty of Sikkim live up to the legend of the Valley of Rice, making it a place of tranquillity, sustenance and sacredness in the hearts of its people.

Art Integrated Project - English

Imagine you are a tour guide accompanying tourists on their visit to the Valley of Rice. Write a tour commentary in about 100-120 words describing the lake, its legend, and why it is special. Each student will present the commentary in class after the summer break. You may create any one prop that reflects the beauty and culture of Sikkim and use it during your presentation.

Worksheet

Q1. Make meaningful sentences from each of the following words taken from the passage:

- a) flourish
- b) revered
- c) subdued
- d) abundance

Q2. Add question tags to the following sentences.

- a) Sikkim valley is rich in rice and resources, _____?
- b) The Valley of Rice represents the harmony between humans and nature, _____?
- c) The valley was once cursed by an evil spirit, _____?
- d) According to folklore, the Guru blessed the land of Sikkim and subdued the spirits, _____?

Q3. Identify any three different kinds of nouns from the passage. Give two examples of each of them.

Art Integrated Project-Social Science

Design a brochure showcasing 5-6 famous wonders of Sikkim.

- On the first page, draw an outline map of Sikkim. Label the borders and mark the latitudinal and longitudinal extent.
- Inside the brochure, add short descriptions of the interesting places in Sikkim and paste pictures to show what makes each place special.
- On the back of the page, include key facts about the state such as its capital, ideal time to visit, climate, commonly spoken languages, and other interesting information.

Make the brochure creative and interesting.




ART INTEGRATED PROJECT- MATHEMATICS

Linking the Legend of Demazong to Patterns: Demazong, Sikkim's "Valley of Rice," said to be a land so fertile that every grain multiplies.

Task 1: Rice-Doubling Sequences

The folktale says each rice grain in Demazong magically doubles.

1. Complete this table for squares 1 to 7 by sticking rice grains.

S.No	Number of Grains
1.	
2.	
3.	
4.	
5.	
6.	
7.	

2. Write in words the rule you used.

3. How many grains will be on the 12th square ? Show your working.

Task 2: Prayer-Flag Colour Pattern

Sikkim's five prayer-flag colours repeat in order: blue, white, red, green, yellow.

1. Colour the flags according to the pattern given above.

1	2	3	4	5	6	7	8	9	10	11	12	13	14	15
---	---	---	---	---	---	---	---	---	----	----	----	----	----	----

2. Which colour is flag 37? Explain.

3. If you hang 100 flags, how many flags of each colour will you have?

ART INTEGRATED PROJECT-SCIENCE

Topic: Sikkimese Food Traditions

Recipe Book

Instructions:

Project Title: “Flavours of Sikkim”

Prepare a 2-page scrapbook.

Recipe Scrapbook (2 Pages)

1. Choose any two traditional Sikkimese dishes (e.g., Momo, Thukpa, Sel Roti, Phagshapa, Gundruk Soup).
2. For each recipe, include the following:
 - Name of the dish
 - Ingredients
 - Method of preparation
 - Cultural/traditional significance (When is it eaten? Which community prepares it? Festival or daily food?)
 - Paste or draw a picture of the dish

कला समेकित गतिवध - हिंदी

सबिकम की प्राकृतिक सुंदरता और आध्यात्मिक जुड़ाव सभी को मंत्रमुग्ध कर देता है। अपने मंत्रों को वहाँ घूमने जाने के लिए प्रेरित करते हुए कन्ही पाँच स्थानों से संबंधित यात्रा ववरणका (**Travel Brochure**) तैयार कीजिए, जिसमें वहाँ के प्रसिद्ध भोजन, दर्शनीय स्थल एवं वहाँ की जा सकने वाली गतिवधयों की जानकारी आदि शामिल हो।

ART INTEGRATION - ARTIFICIAL INTELLIGENCE

Sikkim – ‘The valley of Rice’

Task: Recipe Algorithm in MS Word

1. Choose any rice-based recipe
2. Write the recipe in MS Word as an Algorithm:
Break down the recipe into clear, step-by-step instructions and format them as an algorithm.
3. Apply MS Word Formatting:
Enhance your document using MS Word’s formatting features:
 - Background Colour/Pattern/Texture: Add a background colour or texture to the document.
 - Page Borders: Use page borders to frame your content and give it a neat look.
 - Word Art: Use Word Art for headers or important points in the recipe.

ग्रीष्मावकाश कार्यपत्रिका-संस्कृत

प्रश्न 1- अपठित-गद्यांशं पठित्वा प्रश्नानाम् उत्तराणि निर्देशानुसारं लिखत –

वृक्षाः पर्यावरणं रक्षन्ति । वृक्षान् आरोपणम् अनिवार्यम् अस्ति । वृक्षाः वातावरणं शुद्धं कुर्वन्ति ।
वृक्षाः शोभां प्रसरन्ति । हरिताः वृक्षाः मनः प्रसीदन्ति । कोऽपि जनः न अस्ति यः हरितवृक्षान् दृष्ट्वा न
प्रसीदति ।

(क) एकपदेन उत्तरत –

(i) वृक्षाः किं रक्षन्ति ?

(ii) के मनः प्रसीदन्ति ?

(ख) पूर्णवाक्येन उत्तरत –

(i) के वातावरणं शुद्धं कुर्वन्ति?

(ii) कान् आरोपणम् अनिवार्यम् अस्ति?

(ग) निर्देशानुसारम् उत्तरत –

(i) 'वृक्षाः शोभां प्रसरन्ति ।' अत्र क्रियापदं किम् अस्ति ?

(ii) 'अशुद्धं' इति पदस्य विलोमपदं लिखत ।

प्रश्न 2- उचितसंख्यापदैः रिक्तस्थानानि पूरयत-

i. विद्यालयस्य क्रीडाक्षेत्रे (17) कन्याः क्रीडन्ति । (नवदश / अष्टादश / सप्तदश)

ii. तत्र (1) वृद्धः गच्छति । (एकः/ एका / एकं)

iii. अत्र (3) महिलाः धावन्ति । (त्रयः/ त्रीणि / तिस्रः)

iv. आकाशे (9) ग्रहाः सन्ति । (पञ्च / नव / सप्त)

v. वर्षे (12) मासाः भवन्ति । (द्वादश / त्रयोदश / पञ्चदश)

प्रश्न 3- उचितधातुरूपैः रिक्तस्थानानि पूरयत -

धातु	एकवचन	द्विवचन	बहुवचन
पच्	पचतः
दा-यच्छ्	यच्छसि
खेल्	खेलामः

प्रश्न-4 उचितक्रियापदैः रिक्तस्थानानि पूरयत-

- i. ते बालकाः | (खाद्)
- ii. युवाम् दुग्धं | (पा-पिब्)
- iii. वयम् भोजनं | (पच्)
- iv. शशकौ तीव्रं | (धाव्)

FRENCH WORKSHEET

1. Lisez le texte et répondez aux questions:

Paul a un chien. Le chien s'appelle Max.

Max est petit. Il est brun. Max aime le lait. Il aime jouer avec Paul.

Il mange des biscuits. Max est gentil.

- A) Répondez aux questions:

1. Qui a un chien ?
2. Comment s'appelle le chien ?
3. Max est grand ou petit ?
4. De quelle couleur est Max ?

2. Fill in the blanks with the correct form of *être*

1. Je _____ un élève.
2. Tu _____ gentil.
3. Il _____ professeur.
4. Nous _____ à l'école.
5. Vous _____ dans la classe.
6. Elles _____ amies.

GERMAN WORKSHEET

Q1- Setze das passende Fragepronomen ein.

1. _____ wohnst du?
2. _____ heißt du?
3. _____ geht es dir?
4. _____ kommen Sie?

Q2- Mache Frage!

1. Meine Mutter spricht Deutsch.
2. Er ist 13 Jahre alt.
3. Sie heißt Monika.
4. Wir wohnen in Goethe Straße.
5. Ivan ist mein Schulfreund.

Q3- Ergänze die Sätze mit haben oder sein.

1. Lukas und Irina _____ Freunde.
2. Ich _____ zehn Jahre alt.
3. Omar _____ einen Bruder.
4. _____ du ein Auto?
5. Meine Schwester _____ Schülerin.
6. Wir _____ einen netten Deutschlehrer.

Q4- Übersetze die Sätze!

1. Paul is the son of Anna.
2. I don't have sibling.
3. This is my family tree.
4. My favourite colour is red.

Q5- Füllt die Lücke aus!

Hallo! Mein Name _____ Claudia. Ich _____ aus Italien, aber ich _____
jetzt in Deutschland, in Berlin. Ich spreche Italienisch, D_____ und ein bisschen
Englisch. Ich _____ zwei Kinder.
